Introduction to WI-FI Functions

This AC system is equipped with Wi-Fi® technology that allows a user to control the system remotely.

In order to use this feature, the system must be connected to the internet through a local router and modem.

The correct APP must also be downloaded and installed on a mobile device.

Download and install the control software

The control software can be downloaded and installed as follows.

1. For mobile devises such as smart phones and tablet (Android 4.1 and iOS 6.0 or above only), search for and download “AC Freedom” and install it on your mobile device.
2. You may also use your mobile device (Android 4.1 and iOS 6.0 or above only) to scan the “QR code” (see Fig.1, which will automatically direct you to the appropriate location for you to download and install the APP.

Note:
If the current version of your APP is not version 2.0 or higher, please update the APP before proceeding with device configuration.

Android

For Android

IOS

For IOS

figure 1

Once the mobile APP is installed, enter the “Scanning Interface”(to enter the Welcome Page). Either scan the QR code or enter the activation code (See Fig.2):

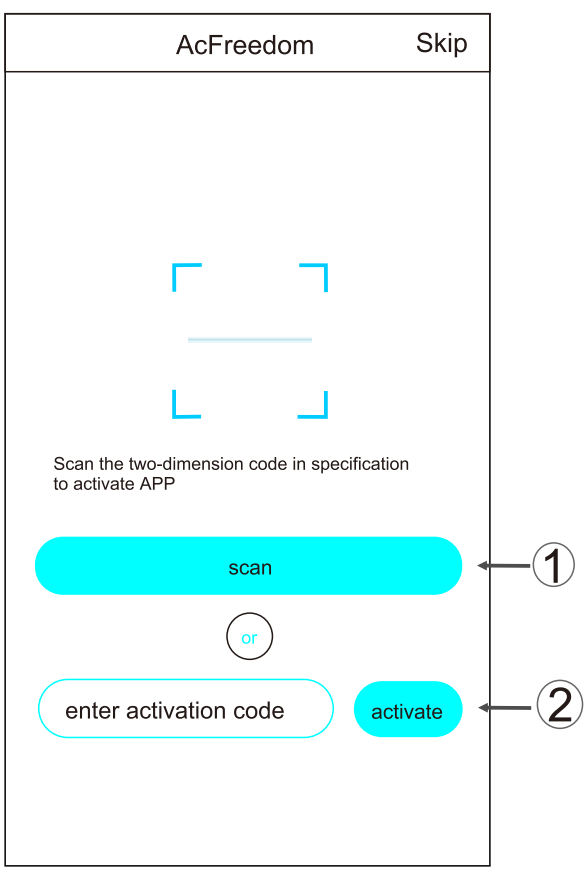

figure 2

1. By clicking “scan” and scanning the QR code on the right .(See Fig.3)

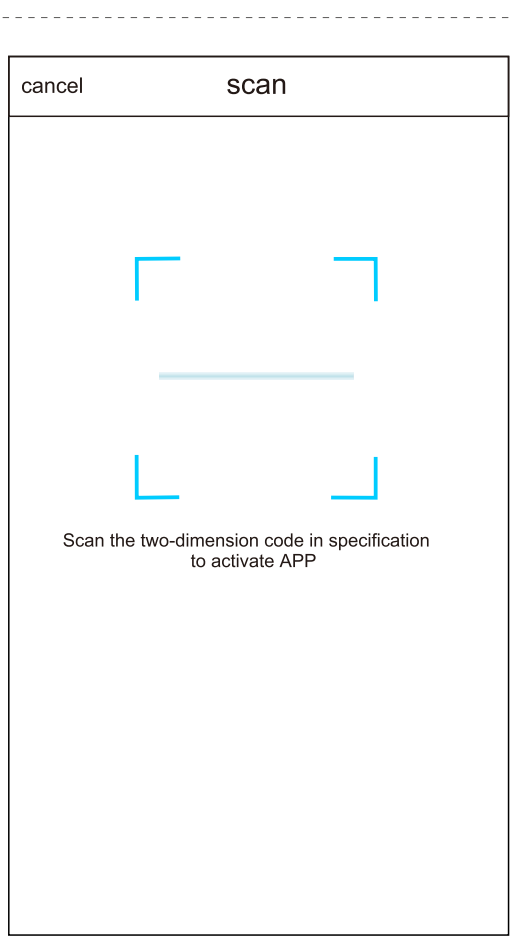



figure 3

2. By entering the activation code (6364d) in the area prompted by “enter activation code” (see Fig.4)

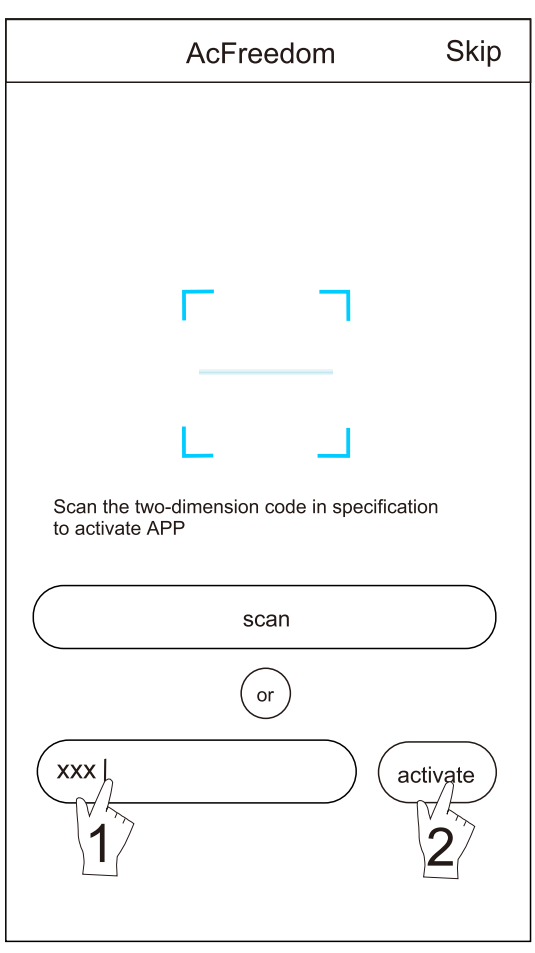

figure 4

Reset AC WI-FI module

The Wi-Fi® must be setup if the system has never been configured. If the local router/modem are replaced then the Wi-Fi® must be rest and then reconfigured.

Note:
The handheld controls shown below are just a few of the different types of controls available. Please rely on the handheld controller that came with your unit as many of the operations are the same.

* **If remote controller with "HEALTH" button, reset the WI-FI module follow method 1;**
* **If the remote controller does not have a "HEALTH" button, reset the Wi-Fi® module follow method 2.**

Method 1:

When the AC is running, press the "HEALTH" button 8 times, reset is successfully after "beep" sounds twice(see Fig.5).

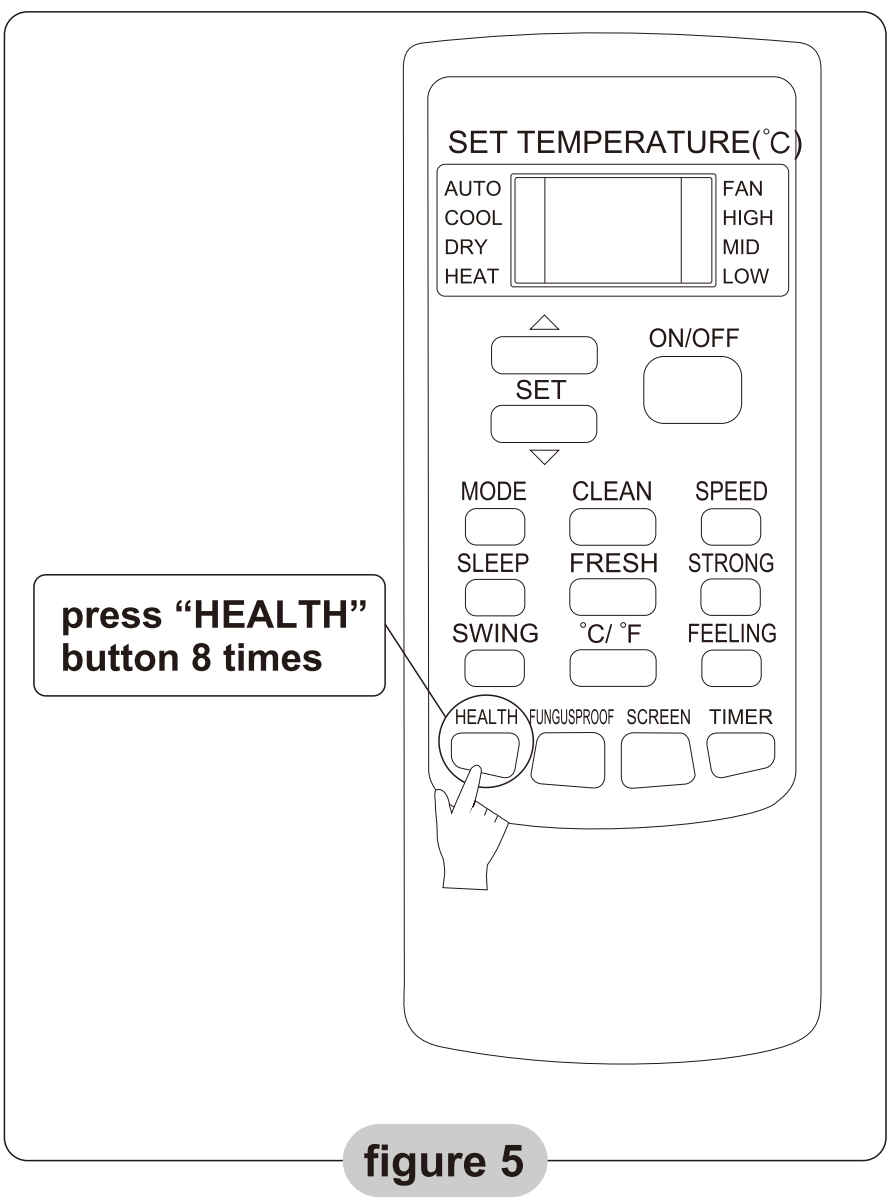

figure 5

Method 2:

When the AC is running, press the "COOL"(or SOFT or TURBO) button and "+" button together for 3s. The reset is successful after 8 beep sounds, then a 2 second pause followed by 2 more beeps.(see Fig.6)

Type 1:

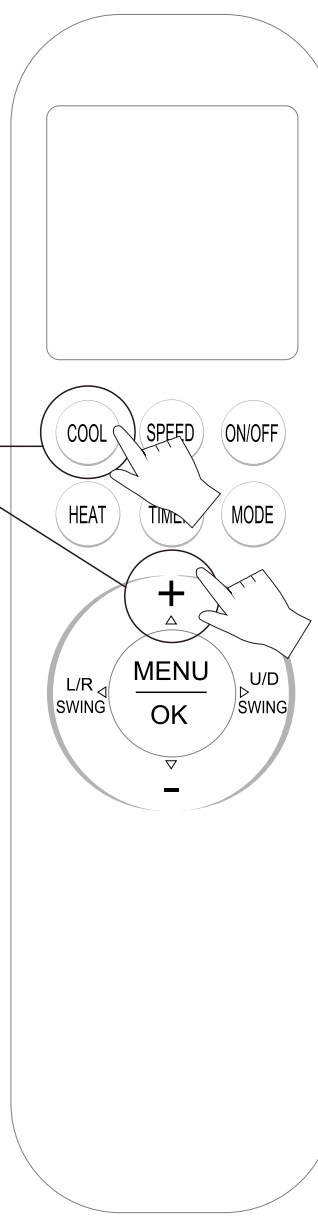

Type 2:

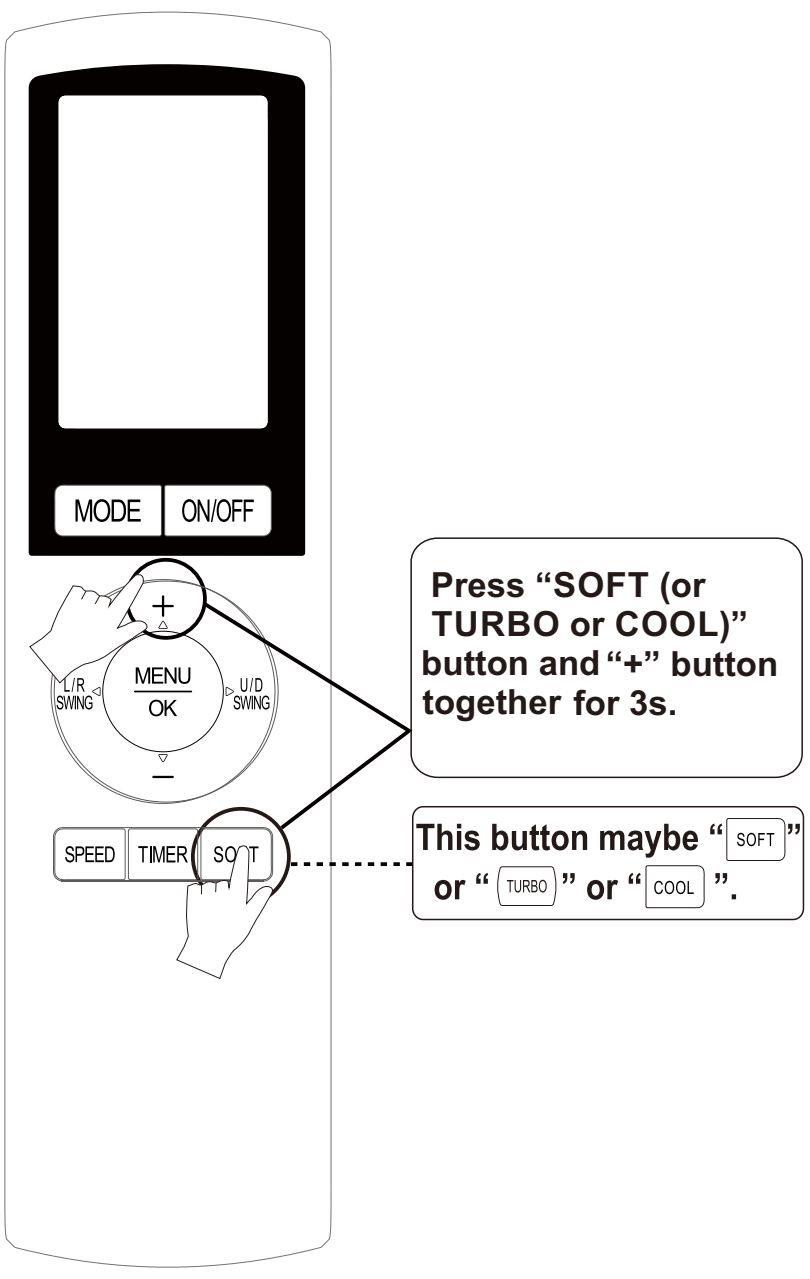

figure 6

Note: If the device is still not connected successfully, please attempt another reset of the air conditioner Wi-Fi® as described above.

Smartphone ,pad or other mobile terminals connect to WI-FI or hotspot

Activate the WI-FI function of the mobile device and connect it to a wireless router or an access point.

Note:

A wireless router is required for the WI-FI function to work. Please purchase one if you do not already have one.

Configure the Devices

After the mobile APP is downloaded and installed on the mobile device, configure the AC system according to the following figure.

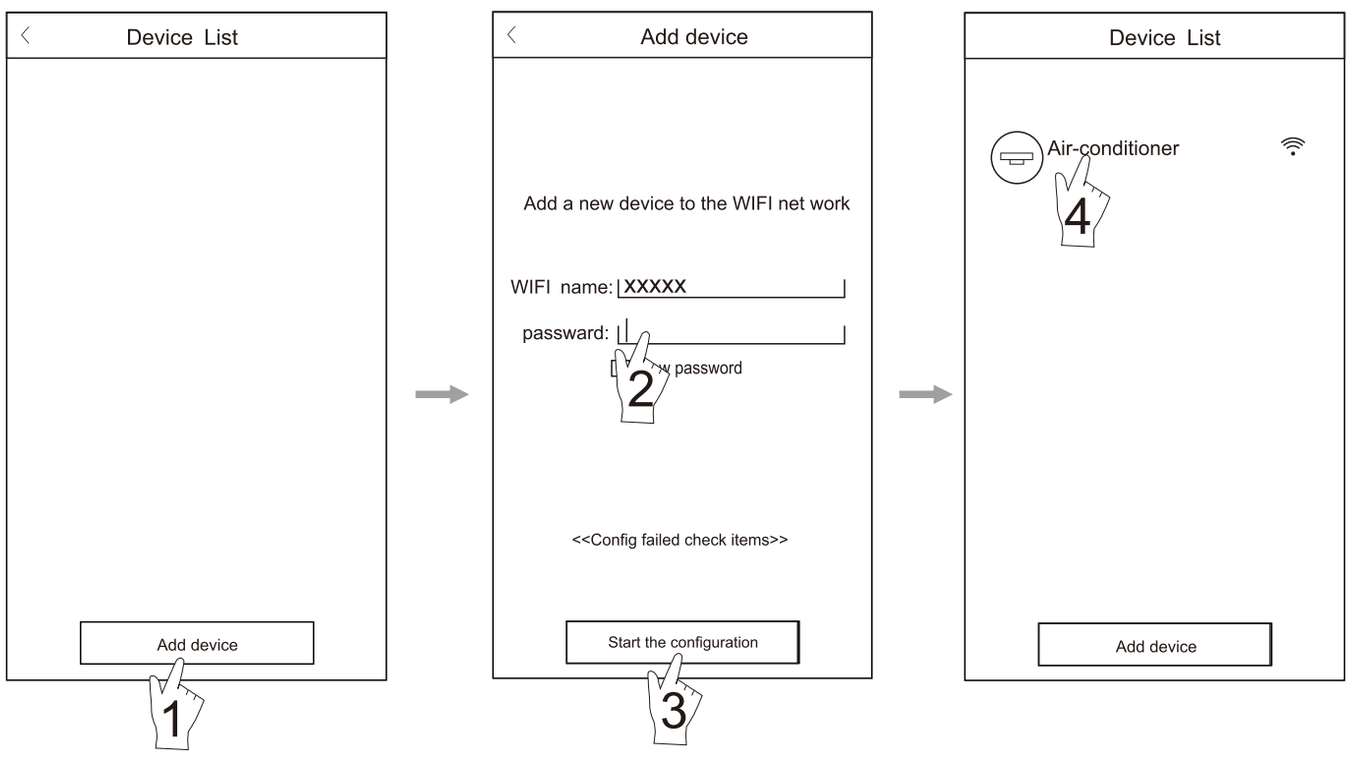

figure 7

Note: 1.To ensure a successful configuration, please make sure that the mobile device being used for the setup is connected to the local network.

2.If the configuration has failed, press “Config failed check items” to review troubleshooting steps that will help to properly reconfigure the AC.

After the configuration is successful, click the corresponding AC name to enter the control interface for further operation.

WI-FI operation

After the WIFI connection is successful, please scan the QR code below for specific usage methods. (see Fig.8)



figure 8

Appendix A: <<Config faild check items>>

1. Please check the Wi-Fi icon on the air conditioner panel, if the icon is not displayed, please contact customer service.
2. Please make sure the mobile is connected to the local WI-FI. It maybe necessary to put the phone in airplane mode but then turn on only the Wi-Fi®.
3. Please check whether the module was reset successfully. For details, see “Reset AC WI-FI module”.
4. Please check the Wi-Fi® name of the router, it is recommended to avoid using spaces and other non-alphanumeric characters in the name.
5. Please check the Wi-Fi password, the password cannot contain more than 32 characters, it is also recommended not use spaces or special symbols.
6. Please check whether the Wi-Fi password is inputted correctly in the APP during configuration. You can check show password to confirm the WI-FI